



# CLEAN CLIMATE ACTION GRANT

## Teacher & Mentor Application Guide



**Do you want to support climate action in your community?**

**Do you work with passionate youth who care about the environment?**

**We want to hear from you!**

Clean Foundation is offering grants of **up to \$500** to support climate action projects led by youth (grades primary to 12) in Nova Scotia throughout 2024 & 2025. Share this grant opportunity with the students or other youth who you work with and encourage them to come up with a project idea!

Youth-led climate action projects can empower young people to become agents of positive change in their communities. These projects also provide many opportunities for cross-curricular learning and can support learners to meet Nova Scotia's [Essential Graduation Competencies](#).

Learners may apply individually or as groups with support from a teacher, community leader, or other adult mentor (age 19+) who will oversee their project. If funds are granted, they will be sent to the cooperating teacher or mentor.

Two rounds of funding will be offered this academic year:

- **Round 1 - Application deadline: October 31, 2024**
- **Round 2 - Application deadline: February 28, 2025**

If your project is not selected in the first round of funding, we encourage you to apply again in the second round. We will happily provide feedback to help improve your grant application.

### **Application process:**


1. **Help youth brainstorm** their climate action project ideas and decide whether to apply individually, in small groups or as a class.
2. **Help youth draft their application** responses using the graphic organizer at the end of this guide. Grant applications will be assessed using the following points breakdown:

• Title & contact information	10%
• Detailed description of action project	30%
• Project benefit & local community impact	20%
• Action plan steps	20%
• Budget	20%

Applicants will be asked to provide a list of the items they plan to purchase and an estimated cost for each item. Funds must be used for direct, project-related purchases only. Ineligible expenses include (but are not limited to) salaries or professional services, event attendance fees, and subscriptions. Clean Foundation may request justification for any expenses outlined in your budget to ensure that they are directly project-related.

3. **Apply** using the online [Clean Climate Action Grant Application Form](#). Only one application is required on behalf of the participating youth and the teacher or adult mentor.

Note: If the digital application form presents a barrier for you for any reason, please contact [youth@cleanfoundation.ca](mailto:youth@cleanfoundation.ca) for alternate application options.



4. **Wait for approval.** While we're considering your application, we may reach out to you with questions or to provide feedback. After submitting your proposal, you can expect to hear back from us within 1-3 weeks after the application deadline.

### **Successful applicants:**

If your project is approved, funds will be sent to the cooperating teacher or mentor.

**The next step is to implement your climate action project!** Document your project with photos, videos, artwork, or written reflections – this will be useful when completing your project report.

**Submit a project report** to Clean Foundation by June 1, 2025.


Your project report should include:

- a. A short description of your action project and the impact that it had
- b. Photos (3-10 recommended)
- c. Comments or quotes from youth participants
- d. Photocopied receipts from all eligible expenses

We can't wait to see and hear about your awesome community actions!




**How does this action address climate change?**




A large rectangular box with horizontal lines for writing, set against a light blue background with decorative green leaves and water droplets.

**How will this project benefit the local community?**



A large rectangular box with horizontal lines for writing, set against a light green background with decorative green leaves and water droplets.

What steps will you take to make this project happen? Summarize your step-by-step plan.




Project start date: \_\_\_\_\_

Project end date: \_\_\_\_\_

List all items to be purchased with the grant. For each item, include:

- Quantity
- Supplier
- Estimated cost (after HST)



Total funding request (\$500 maximum): \_\_\_\_\_