



CLEAN CLIMATE ACTION GRANT

Youth Application Guide



Do you have an idea for how to take action on climate change?

Do you want to create positive change in your own life, school or community?

We want to hear from you!

Clean Foundation is offering Clean Climate Action Grants **up to \$500** to support climate action projects led by youth across Nova Scotia (grades primary to 12).

Your climate action project can take many different forms – hosting an event, raising awareness, making art, growing a garden, planting trees, teaching a skill, promoting energy efficiency, reducing waste or restoring ecosystems. There are so many creative ways to act on climate change and **you can make a difference!**

You can apply for a Clean Climate Action Grant on your own or as a group. Your group can be made up of friends, your school class, a club/team or another youth group that you're a part of.

You'll also need to find a teacher, community leader or other adult mentor (age 19+) to help organize and oversee your project. If your climate action project is approved, money will be sent to your teacher or mentor for you to use.

Two rounds of funding will be offered this school year:

- **Round 1 - Application deadline: October 31, 2024**
- **Round 2 - Application deadline: February 28, 2025**

If your project is not selected in the first round of funding, we encourage you to apply again. We can give you **feedback on how to improve your application!**

Here's how to apply!

1. **Brainstorm** your climate action project ideas. Decide if you will apply individually or with a group. Find a teacher or adult mentor who will support your project.


2. **Draft your application** responses using the template at the end of this guide. Your application will be assessed based on these categories:

- | | |
|--|-----|
| • Title & contact information | 10% |
| • Detailed description of action project | 30% |
| • Project benefit & local community impact | 20% |
| • Action plan steps | 20% |
| • Budget | 20% |

With your application, you'll be asked to provide a list of the items that you plan to buy and an estimated cost for each item. Grant money can only be used for purchases that are directly related to your project. Some items that you cannot spend money on include salaries or professional services, event attendance fees and subscriptions. Clean Foundation may ask you about some of the items outlined in your budget to make sure they're project related. If you need support creating your budget, please seek assistance from your teacher or adult mentor.

3. **Apply** using the online [Clean Climate Action Grant Application Form](#). Only one application is required on behalf of the participating youth and the teacher or adult mentor.

Note: If the digital application form presents a barrier for you for any reason, please contact youth@cleanfoundation.ca for alternate application options.



4. **Wait for approval.** While we're considering your application, we may reach out to you with questions or to provide feedback. After submitting your proposal, you can expect to hear back from us within 1-3 weeks after the application deadline.

Successful applicants:

If your project is approved, funds will be sent to the cooperating teacher or mentor.

The next step is to implement your climate action project! Document your project with photos, videos, artwork, or written reflections – this will be useful when completing your project report.

Submit a project report to Clean Foundation by June 1, 2025. Your teacher or adult mentor can help you complete this report.

Your project report should include:

- a. A short description of your action project and the impact that it had
- b. Photos (3-10 recommended)
- c. Comments or quotes from youth participants
- d. Photocopied receipts from all eligible expenses

We can't wait to see and hear about your awesome community actions!

Prepare to apply!

Use this space to draft your ideas before submitting your proposal online.

Project Title: _____

Adult Mentor: _____

School or Organization: _____

Student(s) Name(s) (up to 6):

1. _____

2. _____

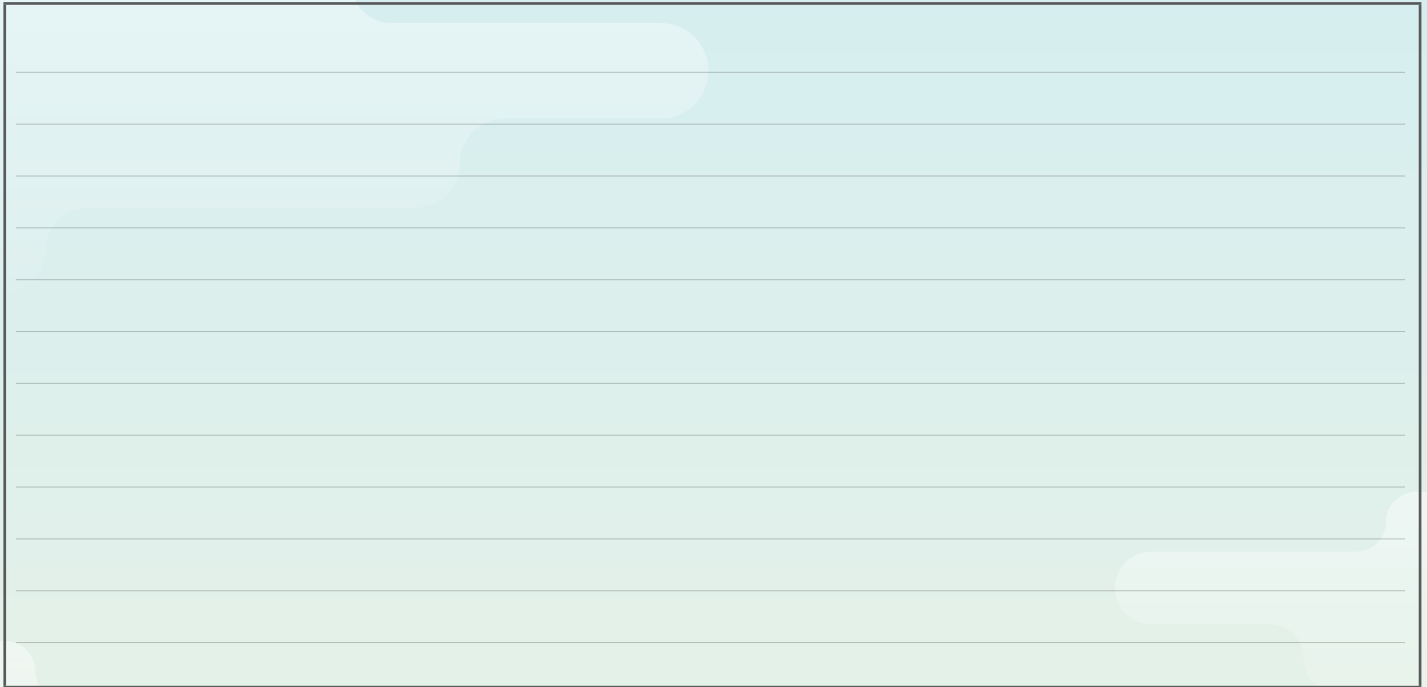
3. _____

4. _____


5. _____

6. _____


Describe your climate action project. What action will you be taking?



How does this action address climate change?



How will this project benefit your local community?



A large rectangular box with a black border and horizontal lines, intended for writing an answer to the question above. The box is empty and occupies the upper middle portion of the page.

What steps will you take to make this project happen? Summarize your step-by-step plan.

Step	Who needs to be involved?	Timeline: How long will this take?
1.		
2.		
3.		
4.		
5.		
6.		

Project start date: _____

Project end date: _____

Budget: How much will this cost?

Short description of item or expense and why it is needed	Estimated cost
	Total amount requested